

# Facelift Evolve

---

LOUNGE / TANDEM

Effective: March 1, 2025

T R I N I T Y

**Date:**

**Page:**

**Modification:**

**Description:**


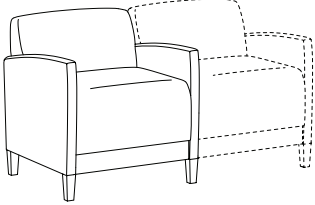


---

**DESCRIPTION:**

- Upholstery Frames: Steel, Plywood & Hardwood
- Seat: High Density Polyurethane Foam Over Strap Webbing
- Back: High Density Polyurethane Foam Over Sinuous Wire Springs
- Upholstered Covers: Attached w/ Velcro / Removable For Maintenance
- Exposed Wood Legs: Solid Hardwood / Removable For Maintenance
- Antimicrobial Moisture Barrier Fully Encapsulates All Foam Areas
- Leather Upholstery Not Available
- Lifetime Warranty

**OPTIONS:**

- EWAC Solid Wood Arm Caps (Set Of 2) .....\$243
  - EUAC Black Urethane Arm Caps (Set Of 2).....\$249
  - EPAC-2 Black Polyester Arm Caps (Set Of 2).....\$374
  - ARL Brushed Aluminum Round Legs (Set Of 4).....\$353
  - PM1 Power/Data Module (1-Power / 1-USB 2 Port Simplex Charger) .....\$859
- (Additional Power/Data Modules Available - See Evolve Options)
- Feather Down & Polyester Pillows Available (See Page 5)  
 Specify Exposed Wood Finish (See Page 6)  
 Tablet Arm / Cup Holder Options (See Facelift Evolve Lounge / Tandem Options Pages)
- NOTE: All Seating Configurations Are Viewed From Left To Right Facing. Please Attach A Layout Showing Seating Configuration w/ Your Order. Assembled Units Must Be Shipped In Configurations Of 3 Or Less.*

LOUNGE / TANDEM		ITEM #:	SPECIFICATIONS   GRADES   LIST PRICES:													
		1841	<b>Overall:</b> 28"w 29"d 31.5"h			<b>Arm:</b> 24.5"h			<b>COM:</b> 4.5 yds.							
			<b>Seat:</b> 23.5"w 19"d 18.5"h			<b>Weight:</b> 85 lbs.			<b>COL:</b> n/a							
			COM	COL	1	2	3	4	5	6	7	8	9	10	L1	L2
			1622	N/A	1779	1902	2024	2147	2270	2392	2515	2638	2760	2883	N/A	N/A
			<i>Tight Seat &amp; Back / Removable Upholstery / 500 lb. Weight Capacity</i>													
		1841-R	251	N/A	491	617	744	870	996	1123	1249	1376	1502	1629	N/A	N/A
			<i>Replacement Upholstery Covers</i>													
		1841-C	<b>Overall:</b> 28"w 29"d 31.5"h			<b>Arm:</b> 24.5"h			<b>COM:</b> 4.5 yds.							
			<b>Seat:</b> 23.5"w 19"d 18.5"h			<b>Weight:</b> 85 lbs.			<b>COL:</b> n/a							
			COM	COL	1	2	3	4	5	6	7	8	9	10	L1	L2
			1622	N/A	1779	1902	2024	2147	2270	2392	2515	2638	2760	2883	N/A	N/A
			<i>Tight Seat &amp; Back / Removable Upholstery / 500 lb. Weight Capacity</i>													
		1841-R	251	N/A	491	617	744	870	996	1123	1249	1376	1502	1629	N/A	N/A
			<i>Replacement Upholstery Covers</i>													
		1841-X	<b>Overall:</b> 34"w 29"d 31.5"h			<b>Arm:</b> 24.5"h			<b>COM:</b> 5 yds.							
			<b>Seat:</b> 29.5"w 19"d 18.5"h			<b>Weight:</b> 100 lbs.			<b>COL:</b> n/a							
			COM	COL	1	2	3	4	5	6	7	8	9	10	L1	L2
			1970	N/A	2137	2274	2411	2548	2685	2823	2960	3097	3234	3371	N/A	N/A
			<i>Tight Seat &amp; Back / Removable Upholstery / 1000 lb. Weight Capacity</i>													
		1841-XR	258	N/A	529	671	813	955	1098	1240	1382	1524	1667	1809	N/A	N/A
			<i>Replacement Upholstery Covers</i>													
		1841-XC	<b>Overall:</b> 34"w 29"d 31.5"h			<b>Arm:</b> 24.5"h			<b>COM:</b> 5 yds.							
			<b>Seat:</b> 29.5"w 19"d 18.5"h			<b>Weight:</b> 100 lbs.			<b>COL:</b> n/a							
			COM	COL	1	2	3	4	5	6	7	8	9	10	L1	L2
			1970	N/A	2137	2274	2411	2548	2685	2823	2960	3097	3234	3371	N/A	N/A
			<i>Tight Seat &amp; Back / Removable Upholstery / 1000 lb. Weight Capacity</i>													
		1841-XR	258	N/A	529	671	813	955	1098	1240	1382	1524	1667	1809	N/A	N/A
			<i>Replacement Upholstery Covers</i>													





**DESCRIPTION:**

- Upholstery Frames: Steel, Plywood & Hardwood
- Seat: High Density Polyurethane Foam Over Strap Webbing
- Back: High Density Polyurethane Foam Over Sinuous Wire Springs
- Upholstered Covers: Attached w/ Velcro / Removable For Maintenance
- Exposed Wood Legs: Solid Hardwood / Removable For Maintenance
- Antimicrobial Moisture Barrier Fully Encapsulates All Foam Areas
- Leather Upholstery Not Available
- Lifetime Warranty

**OPTIONS:**

- EWAC Solid Wood Arm Caps (Set Of 2) .....\$243
  - EUAC Black Urethane Arm Caps (Set Of 2).....\$249
  - EPAC-2 Black Polyester Arm Caps (Set Of 2).....\$374
  - ARL Brushed Aluminum Round Legs (Set Of 4).....\$353
  - PM1 Power/Data Module (1-Power / 1-USB 2 Port Simplex Charger) .....\$859
- (Additional Power/Data Modules Available - See Evolve Options)

Feather Down & Polyester Pillows Available (See Page 5)  
 Specify Exposed Wood Finish (See Page 6)  
 Tablet Arm / Cup Holder Options (See Facelift Evolve Lounge / Tandem Options Pages)  
**NOTE: All Seating Configurations Are Viewed From Left To Right Facing. Please Attach A Layout Showing Seating Configuration w/ Your Order. Assembled Units Must Be Shipped In Configurations Of 3 Or Less.**

LOUNGE / TANDEM		ITEM #:	SPECIFICATIONS   GRADES   LIST PRICES:												
	<b>TWO PLACE SOFA / FULLY UPHOLSTERED</b>		<i>Overall: 52"w 29"d 31.5"h</i>				<i>Arm: 24.5"h</i>				<i>COM: 6.75 yds.</i>				
			<i>Seat: 47.5"w 19"d 18.5"h</i>				<i>Weight: 135 lbs.</i>				<i>COL: n/a</i>				
			<b>COM</b>	<b>COL</b>	<b>1</b>	<b>2</b>	<b>3</b>	<b>4</b>	<b>5</b>	<b>6</b>	<b>7</b>	<b>8</b>	<b>9</b>	<b>10</b>	<b>L1</b>
	<b>1842</b>	2531	N/A	2768	2956	3144	3331	3519	3706	3894	4082	4269	4457	N/A	N/A
	<b>1842-R</b>	373	N/A	764	969	1175	1380	1586	1791	1997	2202	2407	2613	N/A	N/A
		<i>Tight Seat &amp; Back / Removable Upholstery / 1000 lb. Weight Capacity</i>													
		<i>Replacement Upholstery Covers</i>													
	<b>THREE PLACE SOFA / FULLY UPHOLSTERED</b>		<i>Overall: 76"w 29"d 31.5"h</i>				<i>Arm: 24.5"h</i>				<i>COM: 8.5 yds.</i>				
			<i>Seat: 71.5"w 19"d 18.5"h</i>				<i>Weight: 180 lbs.</i>				<i>COL: n/a</i>				
			<b>COM</b>	<b>COL</b>	<b>1</b>	<b>2</b>	<b>3</b>	<b>4</b>	<b>5</b>	<b>6</b>	<b>7</b>	<b>8</b>	<b>9</b>	<b>10</b>	<b>L1</b>
	<b>1843</b>	3440	N/A	3728	3967	4205	4443	4681	4919	5157	5395	5633	5872	N/A	N/A
	<b>1843-R</b>	481	N/A	992	1261	1530	1798	2067	2336	2604	2873	3142	3411	N/A	N/A
		<i>Tight Seat &amp; Back / Removable Upholstery / 1000 lb. Weight Capacity</i>													
		<i>Replacement Upholstery Covers</i>													
	<b>FULLY UPHOLSTERED / ADD-A-SEAT</b>		<i>Overall: 26"w 29"d 31.5"h</i>				<i>Arm: 24.5"h</i>				<i>COM: 4.25 yds.</i>				
			<i>Seat: 23.5"w 19"d 18.5"h</i>				<i>Weight: 65 lbs.</i>				<i>COL: n/a</i>				
			<b>COM</b>	<b>COL</b>	<b>1</b>	<b>2</b>	<b>3</b>	<b>4</b>	<b>5</b>	<b>6</b>	<b>7</b>	<b>8</b>	<b>9</b>	<b>10</b>	<b>L1</b>
	<b>1844</b>	1325	N/A	1469	1577	1686	1794	1902	2010	2119	2227	2335	2443	N/A	N/A
	<b>1844-R</b>	207	N/A	401	504	606	709	812	915	1017	1120	1223	1326	N/A	N/A
		<i>Tight Seat &amp; Back / Removable Upholstery / 500 lb. Weight Capacity</i>													
		<i>Replacement Upholstery Covers</i>													
	<b>LOUNGE CHAIR / FULLY UPHOLSTERED / ADD-A-SEAT / ACCEPTS SEAT ON RIGHT</b>		<i>Overall: 26"w 29"d 31.5"h</i>				<i>Arm: 24.5"h</i>				<i>COM: 4.25 yds.</i>				
			<i>Seat: 23.5"w 19"d 18.5"h</i>				<i>Weight: 65 lbs.</i>				<i>COL: n/a</i>				
			<b>COM</b>	<b>COL</b>	<b>1</b>	<b>2</b>	<b>3</b>	<b>4</b>	<b>5</b>	<b>6</b>	<b>7</b>	<b>8</b>	<b>9</b>	<b>10</b>	<b>L1</b>
	<b>1844-C</b>	1325	N/A	1469	1577	1686	1794	1902	2010	2119	2227	2335	2443	N/A	N/A
	<b>1844-CR</b>	207	N/A	401	504	606	709	812	915	1017	1120	1223	1326	N/A	N/A
		<i>Tight Seat &amp; Back / Removable Upholstery / 500 lb. Weight Capacity</i>													
		<i>Replacement Upholstery Covers</i>													


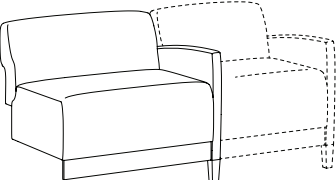
**DESCRIPTION:**

- Upholstery Frames: Steel, Plywood & Hardwood
- Seat: High Density Polyurethane Foam Over Strap Webbing
- Back: High Density Polyurethane Foam Over Sinuous Wire Springs
- Upholstered Covers: Attached w/ Velcro / Removable For Maintenance
- Exposed Wood Arms: Solid Hardwood / Removable For Maintenance
- Antimicrobial Moisture Barrier Fully Encapsulates All Foam Areas
- Leather Upholstery Not Available
- Lifetime Warranty

**OPTIONS:**

- EWAC Solid Wood Arm Caps (Set Of 2) .....\$243
  - EUAC Black Urethane Arm Caps (Set Of 2).....\$249
  - EPAC-2 Black Polyester Arm Caps (Set Of 2).....\$374
  - ARL Brushed Aluminum Round Legs (Set Of 4).....\$353
  - PM1 Power/Data Module (1-Power / 1-USB 2 Port Simplex Charger) .....\$859
- (Additional Power/Data Modules Available - See Evolve Options)

Feather Down & Polyester Pillows Available (See Page 5)  
 Specify Exposed Wood Finish (See Page 6)  
 Tablet Arm / Cup Holder Options (See Facelift Evolve Lounge / Tandem Options Pages)  
**NOTE: All Seating Configurations Are Viewed From Left To Right Facing. Please Attach A Layout Showing Seating Configuration w/ Your Order. Assembled Units Must Be Shipped In Configurations Of 3 Or Less.**

LOUNGE / TANDEM		ITEM #:	SPECIFICATIONS   GRADES   LIST PRICES:													
		<b>BARIATRIC ADD-A-SEAT / FULLY UPHOLSTERED</b>	<b>Overall:</b> 32"w 29"d 31.5"h <b>Seat:</b> 29.5"w 19"d 18.5"h			<b>Arm:</b> 24.5"h <b>Weight:</b> 80 lbs.			<b>COM:</b> 4.5 yds. <b>COL:</b> n/a							
			<b>COM</b>	<b>COL</b>	<b>1</b>	<b>2</b>	<b>3</b>	<b>4</b>	<b>5</b>	<b>6</b>	<b>7</b>	<b>8</b>	<b>9</b>	<b>10</b>	<b>L1</b>	<b>L2</b>
			1844-X	N/A	1778	1886	1995	2103	2211	2319	2427	2536	2644	2752	N/A	N/A
		1844-XR	Replacement Upholstery Covers 213 N/A 439 557 676 795 913 1032 1150 1269 1387 1506 N/A N/A													
		<b>BARIATRIC ADD-A-SEAT / FULLY UPHOLSTERED / ACCEPTS SEAT ON RIGHT</b>	<b>Overall:</b> 32"w 29"d 31.5"h <b>Seat:</b> 29.5"w 19"d 18.5"h			<b>Arm:</b> 24.5"h <b>Weight:</b> 80 lbs.			<b>COM:</b> 4.5 yds. <b>COL:</b> n/a							
			<b>COM</b>	<b>COL</b>	<b>1</b>	<b>2</b>	<b>3</b>	<b>4</b>	<b>5</b>	<b>6</b>	<b>7</b>	<b>8</b>	<b>9</b>	<b>10</b>	<b>L1</b>	<b>L2</b>
			1844-XC	N/A	1778	1886	1995	2103	2211	2319	2427	2536	2644	2752	N/A	N/A
		1844-XR	Replacement Upholstery Covers 213 N/A 439 557 676 795 913 1032 1150 1269 1387 1506 N/A N/A													

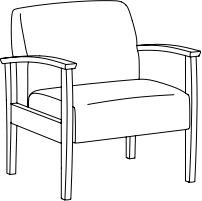
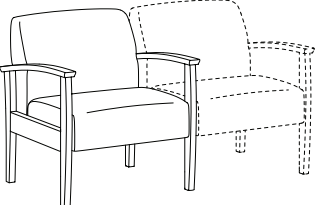

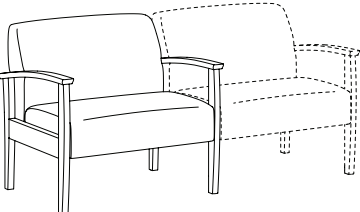
**DESCRIPTION:**

- Upholstery Frames: Steel, Plywood & Hardwood
- Seat: High Density Polyurethane Foam Over Strap Webbing
- Back: High Density Polyurethane Foam Over Sinuous Wire Springs
- Upholstered Covers: Attached w/ Velcro / Removable For Maintenance
- Exposed Wood Arms: Solid Hardwood / Removable For Maintenance
- Antimicrobial Moisture Barrier Fully Encapsulates All Foam Areas
- Leather Upholstery Not Available
- Lifetime Warranty

**OPTIONS:**

- Closed Arm Panels (1861-PL / 1861-PR / 1861-PC)..... CALL FOR PRICING
- Feather Down & Polyester Pillows Available (See Page 5)  
Specify Exposed Wood Finish (See Page 6)

*NOTE: All Seating Configurations Are Viewed From Left To Right Facing. Please Attach A Layout Showing Seating Configuration w/ Your Order. Assembled Units Must Be Shipped In Configurations Of 3 Or Less.*

OPEN ARM LOUNGE / TANDEM		ITEM #:	SPECIFICATIONS   GRADES   LIST PRICES:													
		1861	<b>Overall:</b> 28.5"w 29.5"d 32"h		<b>Arm:</b> 24.5"h		<b>COM:</b> 2.5 yds.									
			<b>Seat:</b> 24"w 19.5"d 18.5"h		<b>Weight:</b> 65 lbs.		<b>COL:</b> n/a									
			<b>COM</b>	<b>COL</b>	<b>1</b>	<b>2</b>	<b>3</b>	<b>4</b>	<b>5</b>	<b>6</b>	<b>7</b>	<b>8</b>	<b>9</b>	<b>10</b>	<b>L1</b>	<b>L2</b>
			1575	N/A	1619	1684	1749	1814	1879	1944	2009	2074	2139	2203	N/A	N/A
			<i>Tight Seat &amp; Back / Removable Upholstery / 500 lb. Weight Capacity</i>													
		1861-R	190	N/A	322	393	464	535	606	677	748	820	891	962	N/A	N/A
			<i>Replacement Upholstery Covers</i>													
		1861-C	<b>Overall:</b> 28.5"w 29.5"d 32"h		<b>Arm:</b> 24.5"h		<b>COM:</b> 2.5 yds.									
			<b>Seat:</b> 24"w 19.5"d 18.5"h		<b>Weight:</b> 65 lbs.		<b>COL:</b> n/a									
			<b>COM</b>	<b>COL</b>	<b>1</b>	<b>2</b>	<b>3</b>	<b>4</b>	<b>5</b>	<b>6</b>	<b>7</b>	<b>8</b>	<b>9</b>	<b>10</b>	<b>L1</b>	<b>L2</b>
			1575	N/A	1619	1684	1749	1814	1879	1944	2009	2074	2139	2203	N/A	N/A
			<i>Tight Seat &amp; Back / Removable Upholstery / 500 lb. Weight Capacity</i>													
		1861-R	190	N/A	322	393	464	535	606	677	748	820	891	962	N/A	N/A
			<i>Replacement Upholstery Covers</i>													
		1861-X	<b>Overall:</b> 34.5"w 29.5"d 32"h		<b>Arm:</b> 24.5"h		<b>COM:</b> 3 yds.									
			<b>Seat:</b> 30"w 19.5"d 18.5"h		<b>Weight:</b> 80 lbs.		<b>COL:</b> n/a									
			<b>COM</b>	<b>COL</b>	<b>1</b>	<b>2</b>	<b>3</b>	<b>4</b>	<b>5</b>	<b>6</b>	<b>7</b>	<b>8</b>	<b>9</b>	<b>10</b>	<b>L1</b>	<b>L2</b>
			1899	N/A	1954	2033	2113	2192	2271	2351	2430	2509	2589	2668	N/A	N/A
			<i>Tight Seat &amp; Back / Removable Upholstery / 750 lb. Weight Capacity</i>													
		1861-XR	196	N/A	360	446	533	620	707	794	881	968	1055	1142	N/A	N/A
			<i>Replacement Upholstery Covers</i>													
		1861-XC	<b>Overall:</b> 34.5"w 29.5"d 32"h		<b>Arm:</b> 24.5"h		<b>COM:</b> 3 yds.									
			<b>Seat:</b> 30"w 19.5"d 18.5"h		<b>Weight:</b> 80 lbs.		<b>COL:</b> n/a									
			<b>COM</b>	<b>COL</b>	<b>1</b>	<b>2</b>	<b>3</b>	<b>4</b>	<b>5</b>	<b>6</b>	<b>7</b>	<b>8</b>	<b>9</b>	<b>10</b>	<b>L1</b>	<b>L2</b>
			1899	N/A	1954	2033	2113	2192	2271	2351	2430	2509	2589	2668	N/A	N/A
			<i>Tight Seat &amp; Back / Removable Upholstery / 750 lb. Weight Capacity</i>													
		1861-XR	196	N/A	360	446	533	620	707	794	881	968	1055	1142	N/A	N/A
			<i>Replacement Upholstery Covers</i>													

**DESCRIPTION:**





- Upholstery Frames: Steel, Plywood & Hardwood
- Seat: High Density Polyurethane Foam Over Strap Webbing
- Back: High Density Polyurethane Foam Over Sinuous Wire Springs
- Upholstered Covers: Attached w/ Velcro / Removable For Maintenance
- Exposed Wood Arms: Solid Hardwood / Removable For Maintenance
- Antimicrobial Moisture Barrier Fully Encapsulates All Foam Areas
- Leather Upholstery Not Available
- Lifetime Warranty

**OPTIONS:**

Closed Arm Panels (1861-PL / 1861-PR / 1861-PC)..... CALL FOR PRICING

Feather Down & Polyester Pillows Available (See Page 5)  
Specify Exposed Wood Finish (See Page 6)

*NOTE: All Seating Configurations Are Viewed From Left To Right Facing. Please Attach A Layout Showing Seating Configuration w/ Your Order. Assembled Units Must Be Shipped In Configurations Of 3 Or Less.*

OPEN ARM LOUNGE / TANDEM		ITEM #:	SPECIFICATIONS   GRADES   LIST PRICES:													
<b>TWO PLACE SOFA / OPEN WOOD ARMS</b>			<b>Overall:</b> 52.5"w 29.5"d 32"h			<b>Arm:</b> 24.5"h			<b>COM:</b> 4.75 yds.							
			<b>Seat:</b> 48"w 19.5"d 18.5"h			<b>Weight:</b> 140 lbs.			<b>COL:</b> n/a							
			<b>COM</b>	<b>COL</b>	<b>1</b>	<b>2</b>	<b>3</b>	<b>4</b>	<b>5</b>	<b>6</b>	<b>7</b>	<b>8</b>	<b>9</b>	<b>10</b>	<b>L1</b>	<b>L2</b>
	<b>1862</b>		2457	N/A	2583	2713	2843	2973	3102	3232	3362	3492	3622	3752	N/A	N/A
<i>Tight Seat &amp; Back / Removable Upholstery / 750 lb. Weight Capacity</i>																
	<b>1862-R</b>		294	N/A	563	705	847	989	1132	1274	1416	1558	1701	1843	N/A	N/A
<i>Replacement Upholstery Covers</i>																
<b>THREE PLACE SOFA / OPEN WOOD ARMS</b>			<b>Overall:</b> 76.5"w 29.5"d 32"h			<b>Arm:</b> 24.5"h			<b>COM:</b> 7 yds.							
			<b>Seat:</b> 72"w 19.5"d 18.5"h			<b>Weight:</b> 180 lbs.			<b>COL:</b> n/a							
			<b>COM</b>	<b>COL</b>	<b>1</b>	<b>2</b>	<b>3</b>	<b>4</b>	<b>5</b>	<b>6</b>	<b>7</b>	<b>8</b>	<b>9</b>	<b>10</b>	<b>L1</b>	<b>L2</b>
	<b>1863</b>		3055	N/A	3278	3473	3668	3863	4058	4252	4447	4642	4837	5032	N/A	N/A
<i>Tight Seat &amp; Back / Removable Upholstery / 750 lb. Weight Capacity</i>																
	<b>1863-R</b>		382	N/A	788	1001	1215	1428	1641	1855	2068	2281	2495	2708	N/A	N/A
<i>Replacement Upholstery Covers</i>																
<b>ADD-A-SEAT / OPEN WOOD ARMS</b>			<b>Overall:</b> 26.5"w 29.5"d 32"h			<b>Arm:</b> 24.5"h			<b>COM:</b> 2.5 yds.							
			<b>Seat:</b> 24"w 19.5"d 18.5"h			<b>Weight:</b> 60 lbs.			<b>COL:</b> n/a							
			<b>COM</b>	<b>COL</b>	<b>1</b>	<b>2</b>	<b>3</b>	<b>4</b>	<b>5</b>	<b>6</b>	<b>7</b>	<b>8</b>	<b>9</b>	<b>10</b>	<b>L1</b>	<b>L2</b>
	<b>1864</b>		1261	N/A	1322	1387	1452	1517	1582	1647	1712	1777	1842	1907	N/A	N/A
<i>Tight Seat &amp; Back / Removable Upholstery / 500 lb. Weight Capacity</i>																
	<b>1864-R</b>		190	N/A	322	393	464	535	606	677	748	820	891	962	N/A	N/A
<i>Replacement Upholstery Covers</i>																
<b>ADD-A-SEAT / OPEN WOOD ARMS / ACCEPTS SEAT ON RIGHT</b>			<b>Overall:</b> 26.5"w 29.5"d 32"h			<b>Arm:</b> 24.5"h			<b>COM:</b> 2.5 yds.							
			<b>Seat:</b> 24"w 19.5"d 18.5"h			<b>Weight:</b> 60 lbs.			<b>COL:</b> n/a							
			<b>COM</b>	<b>COL</b>	<b>1</b>	<b>2</b>	<b>3</b>	<b>4</b>	<b>5</b>	<b>6</b>	<b>7</b>	<b>8</b>	<b>9</b>	<b>10</b>	<b>L1</b>	<b>L2</b>
	<b>1864-C</b>		1261	N/A	1322	1387	1452	1517	1582	1647	1712	1777	1842	1907	N/A	N/A
<i>Tight Seat &amp; Back / Removable Upholstery / 500 lb. Weight Capacity</i>																
	<b>1864-R</b>		190	N/A	322	393	464	535	606	677	748	820	891	962	N/A	N/A
<i>Replacement Upholstery Covers</i>																

**DESCRIPTION:**

- Upholstery Frames: Steel, Plywood & Hardwood
- Seat: High Density Polyurethane Foam Over Strap Webbing
- Back: High Density Polyurethane Foam Over Sinuous Wire Springs
- Upholstered Covers: Attached w/ Velcro / Removable For Maintenance
- Exposed Wood Arms: Solid Hardwood / Removable For Maintenance
- Antimicrobial Moisture Barrier Fully Encapsulates All Foam Areas
- Leather Upholstery Not Available
- Lifetime Warranty

**OPTIONS:**

- Closed Arm Panels (1861-PL / 1861-PR / 1861-PC)..... CALL FOR PRICING
- Feather Down & Polyester Pillows Available (See Page 5)
- Specify Exposed Wood Finish (See Page 6)


*NOTE: All Seating Configurations Are Viewed From Left To Right Facing. Please Attach A Layout Showing Seating Configuration w/ Your Order. Assembled Units Must Be Shipped In Configurations Of 3 Or Less.*

**OPEN ARM LOUNGE / TANDEM**

ITEM #:

SPECIFICATIONS | GRADES | LIST PRICES:

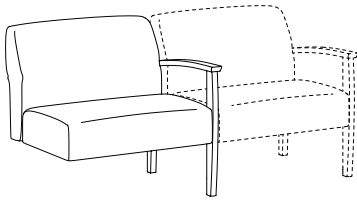
**BARIATRIC ADD-A-SEAT / OPEN WOOD ARMS**



**Overall:** 32.5"w 29.5"d 32"h      **Arm:** 24.5"h      **COM:** 3 yds.  
**Seat:** 30"w 19.5"d 18.5"h      **Weight:** 75 lbs.      **COL:** n/a

COM	COL	1	2	3	4	5	6	7	8	9	10	L1	L2
1864-X	N/A	1669	1748	1827	1907	1986	2065	2145	2224	2304	2383	N/A	N/A
<i>Tight Seat &amp; Back / Removable Upholstery / 750 lb. Weight Capacity</i>													
1864-XR	N/A	360	446	533	620	707	794	881	968	1055	1142	N/A	N/A
<i>Replacement Upholstery Covers</i>													

**BARIATRIC ADD-A-SEAT / OPEN WOOD ARMS / ACCEPTS SEAT ON RIGHT**



**Overall:** 32.5"w 29.5"d 32"h      **Arm:** 24.5"h      **COM:** 3 yds.  
**Seat:** 30"w 19.5"d 18.5"h      **Weight:** 75 lbs.      **COL:** n/a

COM	COL	1	2	3	4	5	6	7	8	9	10	L1	L2
1864-XC	N/A	1669	1748	1827	1907	1986	2065	2145	2224	2304	2383	N/A	N/A
<i>Tight Seat &amp; Back / Removable Upholstery / 750 lb. Weight Capacity</i>													
1864-XR	N/A	360	446	533	620	707	794	881	968	1055	1142	N/A	N/A
<i>Replacement Upholstery Covers</i>													



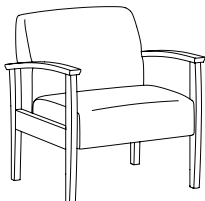
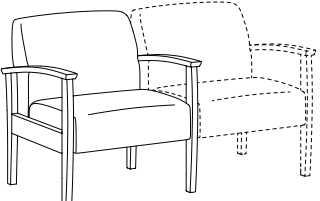
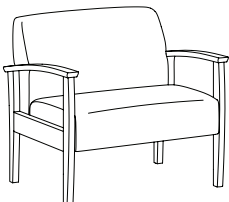
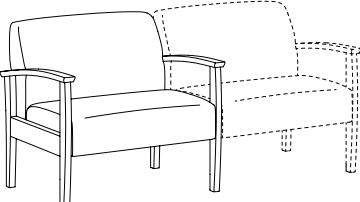
**DESCRIPTION:**

- Upholstery Frames: Steel, Plywood & Hardwood
- Seat: High Density Polyurethane Foam Over Strap Webbing
- Back: High Density Polyurethane Foam Over Sinuous Wire Springs
- Upholstered Covers: Attached w/ Velcro / Removable For Maintenance
- Exposed Wood Arms: Solid Hardwood / Removable For Maintenance
- Antimicrobial Moisture Barrier Fully Encapsulates All Foam Areas
- Leather Upholstery Not Available
- Lifetime Warranty

**OPTIONS:**

- EPAC-2 Black Polyester Arm Caps (Set Of 2).....\$374
- Closed Arm Panels (1861-PL / 1861-PR / 1861-PC)..... CALL FOR PRICING
- Feather Down & Polyester Pillows Available (See Page 5)
- Specify Exposed Wood Finish (See Page 6)

*NOTE: All Seating Configurations Are Viewed From Left To Right Facing. Please Attach A Layout Showing Seating Configuration w/ Your Order. Assembled Units Must Be Shipped In Configurations Of 3 Or Less.*

OPEN ARM LOUNGE / TANDEM		ITEM #:	SPECIFICATIONS   GRADES   LIST PRICES:													
	LOUNGE CHAIR / OPEN URETHANE ARMS		<b>Overall:</b> 28.5"w 29.5"d 32"h <b>Seat:</b> 24"w 19.5"d 18.5"h		<b>Arm:</b> 24.5"h <b>Weight:</b> 65 lbs.		<b>COM:</b> 2.5 yds. <b>COL:</b> n/a									
	1871	COM COL 1 2 3 4 5 6 7 8 9 10 L1 L2	1618	N/A	1659	1724	1789	1854	1919	1984	2049	2114	2179	2244	N/A	N/A
	1871-R	Tight Seat & Back / Removable Upholstery / 500 lb. Weight Capacity Replacement Upholstery Covers														
	LOUNGE CHAIR / OPEN URETHANE ARMS / ACCEPTS SEAT ON RIGHT		<b>Overall:</b> 28.5"w 29.5"d 32"h <b>Seat:</b> 24"w 19.5"d 18.5"h		<b>Arm:</b> 24.5"h <b>Weight:</b> 65 lbs.		<b>COM:</b> 2.5 yds. <b>COL:</b> n/a									
	1871-C	COM COL 1 2 3 4 5 6 7 8 9 10 L1 L2	1618	N/A	1659	1724	1789	1854	1919	1984	2049	2114	2179	2244	N/A	N/A
	1871-R	Tight Seat & Back / Removable Upholstery / 500 lb. Weight Capacity Replacement Upholstery Covers														
	BARIATRIC LOUNGE CHAIR / OPEN URETHANE ARMS		<b>Overall:</b> 34.5"w 29.5"d 32"h <b>Seat:</b> 30"w 19.5"d 18.5"h		<b>Arm:</b> 24.5"h <b>Weight:</b> 80 lbs.		<b>COM:</b> 3 yds. <b>COL:</b> n/a									
	1871-X	COM COL 1 2 3 4 5 6 7 8 9 10 L1 L2	1947	N/A	2000	2079	2159	2238	2317	2397	2476	2556	2635	2714	N/A	N/A
	1871-XR	Tight Seat & Back / Removable Upholstery / 750 lb. Weight Capacity Replacement Upholstery Covers														
	BARIATRIC LOUNGE CHAIR / OPEN URETHANE ARMS / ACCEPTS SEAT ON RIGHT		<b>Overall:</b> 34.5"w 29.5"d 32"h <b>Seat:</b> 30"w 19.5"d 18.5"h		<b>Arm:</b> 24.5"h <b>Weight:</b> 80 lbs.		<b>COM:</b> 3 yds. <b>COL:</b> n/a									
	1871-XC	COM COL 1 2 3 4 5 6 7 8 9 10 L1 L2	1947	N/A	2000	2079	2159	2238	2317	2397	2476	2556	2635	2714	N/A	N/A
	1871-XR	Tight Seat & Back / Removable Upholstery / 750 lb. Weight Capacity Replacement Upholstery Covers														

**DESCRIPTION:**




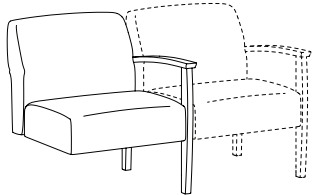
- Upholstery Frames: Steel, Plywood & Hardwood
- Seat: High Density Polyurethane Foam Over Strap Webbing
- Back: High Density Polyurethane Foam Over Sinuous Wire Springs
- Upholstered Covers: Attached w/ Velcro / Removable For Maintenance
- Exposed Wood Arms: Solid Hardwood / Removable For Maintenance
- Antimicrobial Moisture Barrier Fully Encapsulates All Foam Areas
- Leather Upholstery Not Available
- Lifetime Warranty

**OPTIONS:**

- EPAC-2 Black Polyester Arm Caps (Set Of 2).....\$374
- Closed Arm Panels (1861-PL / 1861-PR / 1861-PC)..... CALL FOR PRICING

Feather Down & Polyester Pillows Available (See Page 5)  
Specify Exposed Wood Finish (See Page 6)

*NOTE: All Seating Configurations Are Viewed From Left To Right Facing. Please Attach A Layout Showing Seating Configuration w/ Your Order. Assembled Units Must Be Shipped In Configurations Of 3 Or Less.*

OPEN ARM LOUNGE / TANDEM		ITEM #:	SPECIFICATIONS   GRADES   LIST PRICES:													
<b>TWO PLACE SOFA / OPEN URETHANE ARMS</b>			<b>Overall:</b> 52.5"w 29.5"d 32"h			<b>Arm:</b> 24.5"h			<b>COM:</b> 4.75 yds.							
			<b>Seat:</b> 48"w 19.5"d 18.5"h			<b>Weight:</b> 140 lbs.			<b>COL:</b> n/a							
			<b>COM</b>	<b>COL</b>	<b>1</b>	<b>2</b>	<b>3</b>	<b>4</b>	<b>5</b>	<b>6</b>	<b>7</b>	<b>8</b>	<b>9</b>	<b>10</b>	<b>L1</b>	<b>L2</b>
	<b>1872</b>		2500	N/A	2623	2753	2883	3013	3143	3273	3403	3533	3662	3792	N/A	N/A
<i>Tight Seat &amp; Back / Removable Upholstery / 750 lb. Weight Capacity</i>																
	<b>1872-R</b>		294	N/A	563	705	847	989	1132	1274	1416	1558	1701	1843	N/A	N/A
<i>Replacement Upholstery Covers</i>																
<b>THREE PLACE SOFA / OPEN URETHANE ARMS</b>			<b>Overall:</b> 76.5"w 29.5"d 32"h			<b>Arm:</b> 24.5"h			<b>COM:</b> 7 yds.							
			<b>Seat:</b> 72"w 19.5"d 18.5"h			<b>Weight:</b> 180 lbs.			<b>COL:</b> n/a							
			<b>COM</b>	<b>COL</b>	<b>1</b>	<b>2</b>	<b>3</b>	<b>4</b>	<b>5</b>	<b>6</b>	<b>7</b>	<b>8</b>	<b>9</b>	<b>10</b>	<b>L1</b>	<b>L2</b>
	<b>1873</b>		3104	N/A	3324	3519	3714	3909	4104	4299	4493	4688	4883	5078	N/A	N/A
<i>Tight Seat &amp; Back / Removable Upholstery / 750 lb. Weight Capacity</i>																
	<b>1873-R</b>		382	N/A	788	1001	1215	1428	1641	1855	2068	2281	2495	2708	N/A	N/A
<i>Replacement Upholstery Covers</i>																
<b>ADD-A-SEAT / OPEN URETHANE ARMS</b>			<b>Overall:</b> 26.5"w 29.5"d 32"h			<b>Arm:</b> 24.5"h			<b>COM:</b> 2.5 yds.							
			<b>Seat:</b> 24"w 19.5"d 18.5"h			<b>Weight:</b> 60 lbs.			<b>COL:</b> n/a							
			<b>COM</b>	<b>COL</b>	<b>1</b>	<b>2</b>	<b>3</b>	<b>4</b>	<b>5</b>	<b>6</b>	<b>7</b>	<b>8</b>	<b>9</b>	<b>10</b>	<b>L1</b>	<b>L2</b>
	<b>1874</b>		1285	N/A	1345	1410	1475	1540	1605	1670	1735	1800	1865	1930	N/A	N/A
<i>Tight Seat &amp; Back / Removable Upholstery / 500 lb. Weight Capacity</i>																
	<b>1874-R</b>		190	N/A	322	393	464	535	606	677	748	820	891	962	N/A	N/A
<i>Replacement Upholstery Covers</i>																
<b>ADD-A-SEAT / OPEN URETHANE ARMS / ACCEPTS SEAT ON RIGHT</b>			<b>Overall:</b> 26.5"w 29.5"d 32"h			<b>Arm:</b> 24.5"h			<b>COM:</b> 2.5 yds.							
			<b>Seat:</b> 24"w 19.5"d 18.5"h			<b>Weight:</b> 60 lbs.			<b>COL:</b> n/a							
			<b>COM</b>	<b>COL</b>	<b>1</b>	<b>2</b>	<b>3</b>	<b>4</b>	<b>5</b>	<b>6</b>	<b>7</b>	<b>8</b>	<b>9</b>	<b>10</b>	<b>L1</b>	<b>L2</b>
	<b>1874-C</b>		1285	N/A	1345	1410	1475	1540	1605	1670	1735	1800	1865	1930	N/A	N/A
<i>Tight Seat &amp; Back / Removable Upholstery / 500 lb. Weight Capacity</i>																
	<b>1874-R</b>		190	N/A	322	393	464	535	606	677	748	820	891	962	N/A	N/A
<i>Replacement Upholstery Covers</i>																

**DESCRIPTION:**

- Upholstery Frames: Steel, Plywood & Hardwood
- Seat: High Density Polyurethane Foam Over Strap Webbing
- Back: High Density Polyurethane Foam Over Sinuous Wire Springs
- Upholstered Covers: Attached w/ Velcro / Removable For Maintenance
- Exposed Wood Arms: Solid Hardwood / Removable For Maintenance
- Antimicrobial Moisture Barrier Fully Encapsulates All Foam Areas
- Leather Upholstery Not Available
- Lifetime Warranty

**OPTIONS:**

EPAC-2 Black Polyester Arm Caps (Set Of 2).....\$374  
 Closed Arm Panels (1861-PL / 1861-PR / 1861-PC)..... CALL FOR PRICING

Feather Down & Polyester Pillows Available (See Page 5)  
 Specify Exposed Wood Finish (See Page 6)


*NOTE: All Seating Configurations Are Viewed From Left To Right Facing. Please Attach A Layout Showing Seating Configuration w/ Your Order. Assembled Units Must Be Shipped In Configurations Of 3 Or Less.*

**OPEN ARM LOUNGE / TANDEM**

ITEM #:

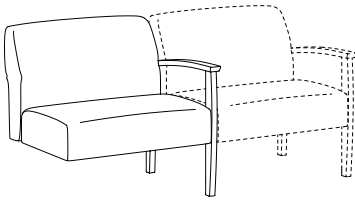
SPECIFICATIONS | GRADES | LIST PRICES:

**BARIATRIC ADD-A-SEAT / OPEN URETHANE ARMS**







<b>Overall:</b> 32.5"w 29.5"d 32"h		<b>Arm:</b> 24.5"h		<b>COM:</b> 3 yds.									
<b>Seat:</b> 30"w 19.5"d 18.5"h		<b>Weight:</b> 75 lbs.		<b>COL:</b> n/a									
COM	COL	1	2	3	4	5	6	7	8	9	10	L1	L2
1615	N/A	1686	1765	1845	1924	2003	2083	2162	2241	2321	2400	N/A	N/A
<i>Tight Seat &amp; Back / Removable Upholstery / 750 lb. Weight Capacity</i>													
1874-X													
196	N/A	360	446	533	620	707	794	881	968	1055	1142	N/A	N/A
<i>Replacement Upholstery Covers</i>													

**BARIATRIC ADD-A-SEAT / OPEN URETHANE ARMS / ACCEPTS SEAT ON RIGHT**



<b>Overall:</b> 32.5"w 29.5"d 32"h		<b>Arm:</b> 24.5"h		<b>COM:</b> 3 yds.									
<b>Seat:</b> 30"w 19.5"d 18.5"h		<b>Weight:</b> 75 lbs.		<b>COL:</b> n/a									
COM	COL	1	2	3	4	5	6	7	8	9	10	L1	L2
1615	N/A	1686	1765	1845	1924	2003	2083	2162	2241	2321	2400	N/A	N/A
<i>Tight Seat &amp; Back / Removable Upholstery / 750 lb. Weight Capacity</i>													
1874-XC													
196	N/A	360	446	533	620	707	794	881	968	1055	1142	N/A	N/A
<i>Replacement Upholstery Covers</i>													

ARM CAPS / TABLETS	OPTION #:	SPECIFICATIONS   LIST PRICES   AVAILABILITY:
<p><b>SOLID WOOD ARM CAPS</b></p> 	<p><b>EWAC</b></p>	<p><b>Overall:</b> 2.75"w 29"d 1.125"h</p> <hr/> <p>\$243 (Set Of 2) SOLID WOOD <i>(Specify Finish)</i></p> <p><b>Available:</b> <i>Facelift Evolve Fully Upholstered Lounge &amp; Tandem</i></p>
<p><b>URETHANE / POLYESTER ARM CAPS</b></p> 	<p><b>EUAC</b></p> <p><b>EPAC-2</b></p>	<p><b>Overall:</b> 2.75"w 29"d 1.125"h</p> <hr/> <p>\$249 (Set Of 2) URETHANE <i>(1841-1844 Black Urethane)</i></p> <p>\$374 (Set Of 2) POLYESTER <i>(1841-1844 / 1871-1874)</i></p> <p><i>Black Polyester Arm Cap (Additional Colors Available)</i></p> <p><b>Available:</b> <i>Facelift Evolve Fully Upholstered Lounge &amp; Tandem</i></p>
<p><b>TABLET ARMS / CUP HOLDER</b></p>  <p>Laminate Tablet Arm Shown w/ Cup Holder</p> <p>Veneer Tablet Arm Shown w/ Cup Holder</p> <p>Solid Surface Tablet Arm Shown w/ Cup Holder</p>	<p><b>TA-L</b></p> <p><b>TA-V</b></p> <p><b>TA-C</b></p> <p><b>CH-1</b></p> <p><b>CH-2</b></p>	<p><b>Overall:</b> 14" Diameter .75"h</p> <hr/> <p>\$509 <i>Tablet Arm With 360° Rotation - High Pressure Laminate. (Specify Laminate / Specify Left Or Right Facing Arm Location)</i></p> <p>\$580 <i>Tablet Arm With 360° Rotation - Sunburst Cherry Veneer. (Specify Finish / Specify Left Or Right Facing Arm Location)</i></p> <p>\$698 <i>Tablet Arm With 360° Rotation - White Solid Surface. (Available In White Only / Specify Left Or Right Facing Arm Location)</i></p> <p>\$129 <i>Black Plastic Cup Holder (Only Available If Used With Tablet Arm)</i></p> <p>\$186 <i>Spun Aluminum Cup Holder (Only Available If Used With Tablet Arm)</i></p> <p><b>Available:</b> <i>Facelift Evolve Lounge / Tandem Collection</i></p>
<p><b>FOLD DOWN TABLET ARM</b></p> 	<p><b>FDTA-L</b></p> <p><b>FDTA-V</b></p> <p><b>FDTA-C</b></p>	<p><b>Overall:</b> 14" Diameter .75"h</p> <hr/> <p>\$1065 <i>Tablet Arm With 360° Rotation - High Pressure Laminate. (Specify Laminate / Specify Left Or Right Facing Arm Location)</i></p> <p>\$1136 <i>Tablet Arm With 360° Rotation - Sunburst Cherry Veneer. (Specify Finish / Specify Left Or Right Facing Arm Location)</i></p> <p>\$1278 <i>Tablet Arm With 360° Rotation - White Solid Surface. (Available In White Only / Specify Left Or Right Facing Arm Location)</i></p> <p><b>Available:</b> <i>Facelift Evolve Lounge / Tandem Collection</i></p>

TABLETS / POWER / LEGS / COVERS	OPTION #:	SPECIFICATIONS   LIST PRICES   AVAILABILITY:
<p><b>DOUBLE ARTICULATING / SWIVEL TABLET ARM</b></p>  <p>ATA-L Double Articulating / Swivel Tablet Arm</p>  <p>ATA-L w/ CH-1 Black Plastic Cup Holder</p>	<p><b>Overall:</b> 14" Diameter .75"h</p> <hr/> <p><b>ATA-L</b> \$983 <i>Tablet Arm With 360° Rotation - High Pressure Laminate. (Specify Laminate / Specify Left Or Right Facing Arm Location)</i></p> <p><b>ATA-V</b> \$1055 <i>Tablet Arm With 360° Rotation - Sunburst Cherry Veneer. (Specify Finish / Specify Left Or Right Facing Arm Location)</i></p> <p><b>ATA-C</b> \$1173 <i>Tablet Arm With 360° Rotation - White Solid Surface. (Available In White Only / Specify Left Or Right Facing Arm Location)</i></p> <p><b>CH-1</b> \$129 <i>Black Plastic Cup Holder (Only Available If Used With Tablet Arm)</i></p> <p><b>CH-2</b> \$186 <i>Spun Aluminum Cup Holder (Only Available If Used With Tablet Arm)</i></p> <p><b>Available:</b> <i>Facelift Evolve Lounge / Tandem Collection</i></p>	
<p><b>POWER / DATA MODULE</b></p>  <p>PM1 Power / Data Module</p>  <p>PM2 Power Module</p>  <p>USB-1 Dual Charging USB</p>	<p><b>PM1 Overall:</b> 5.25"w 1.25"d 4.25"h <b>PM2 Overall:</b> 2"w 2"d .125"h <b>USB-1 Overall:</b> 2"w 2"d .125"h</p> <hr/> <p><b>PM1</b> \$859 Power/Data Module (1-Power / 1-USB 2 Port Simplex Charger Standard) <i>Vertical / Horizontal Mount Power Module. Price Varies By Socket. Contact Customer Service For Quote. (Additional Colors Available)</i></p> <p><b>PM2</b> \$238 Power Module (1-Power) <i>Spill-Proof Technology / Multiple Finish Options / Storm Color Standard (Specify Left or Right Facing)</i></p> <p><b>USB-1</b> \$238 Dual Charging USB (2 Port Simplex Charger Standard) <i>Spill-Proof Technology / 2 Amps Per Port / Multiple Finish Options / Storm Color Standard (Specify Left or Right Facing)</i></p> <p><b>Available:</b> <i>Facelift Evolve Fully Upholstered Lounge</i></p>	
<p><b>BRUSHED ALUMINUM ROUND LEGS</b></p> 	<p><b>Overall:</b> 2" Diameter 5"h</p> <hr/> <p><b>ARL</b> \$353 (Set Of 4) <i>(Brushed Aluminum Finish)</i></p> <p><b>Available:</b> <i>Facelift Evolve Lounge &amp; Tandem</i></p>	
<p><b>CONTRASTING COVERS</b></p> 	<p><b>Overall:</b> N/A</p> <hr/> <p><b>CC</b> \$129 <i>NOTE: If Two Or More Upholsteries Or Leathers Are Used On Any Piece Of Furniture, Then A Contrast Charge Will Apply Per Order. When Using Trinity Upholstery, The Higher Priced Upholstery Grade Will Be Used In Pricing, Unless It's Trinity Leather With Fabric Contrast Welt, Or COM With Trinity Contrast Welt, Then Contact Customer Service For Pricing.</i></p> <p><b>Available:</b> <i>Facelift Evolve Lounge &amp; Tandem</i></p>	